

1.2 inch (30.42mm)

5X7 DOT MATRIX LED DISPLAY

UVP-1X57A SERIES

DESCRIPTION

The UVP-1257AA/1357AA/1457A/1557A is 1.2 inch (30.42mm) height 5X7 dot matrix display.

Single color displays have the choices of three bright colors-AlGaAs red/green/red orange.

Multicolor displays are applicable to two colors green and red orange.

All device have gray face and white dot.

The AlGaAs red LED chip are made from AlGaAs on a non-transparent GaAs substrate.

The green LED chip are made from GaP on a transparent GaP substrate.

The red orange LED chip are made from GaAsP on a transparent GaP substrate.

FEATURES

- Industry standard size
- Wide viewing angle
- Continuous uniform dot matrix.
- Excellent characters appearance
- Low power requirement

DEVICES

PART NO.	DESCRIPTION	PACKAGE DIMENSION	INTERNAL CIRCUIT DIAGRAM
UVP-1257AA	Column Anode	Fig. 1	Fig. 2
UVP-1357AA	Column Cathode		
UVP-1457A	Column Anode		
UVP-1557A	Column Cathode		

ABSOLUTE MAXIMUM RATINGS

@ T_A=25 °C

PARAMETER	AlGaAs RED	GREEN	RED ORANGE	UNIT
Power Dissipation Per Dot	36	36	36	mW
Peak Forward Current Per Dot	125	100	100	mA
Continuous Forward Current Per Dot	15	13	13	mA
Derating Linear From 25°C Per Dot	0.20	0.17	0.17	mA/°C
Reverse Voltage Per Dot	5	5	5	V
Operating Temperature Range	-35°Cto+85°C			
Storage Temperature Range	-35°Cto+85°C			
Solder Temperature 1/16 inch Below Seating Plane for 3 Seconds at 260°C				



1.2 inch (30.42mm)

5X7 DOT MATRIX LED DISPLAY

UVP-1X57A SERIES

PACKAGE DIMENSIONS

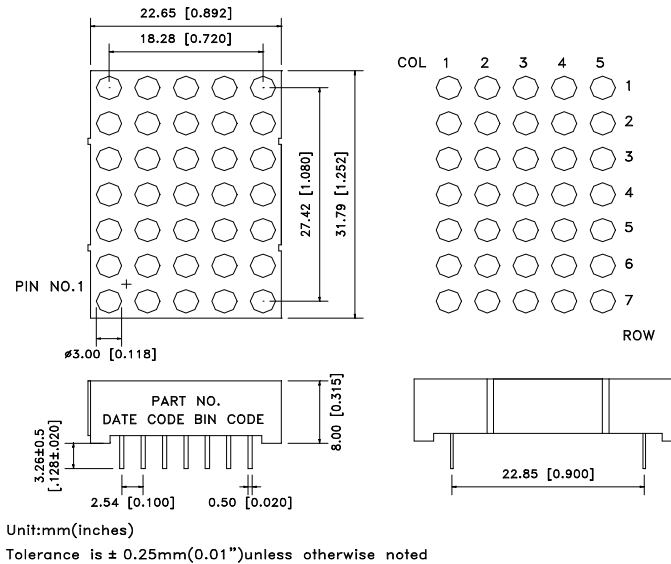


Fig. 1

INTERNAL CIRCUIT DIAGRAM

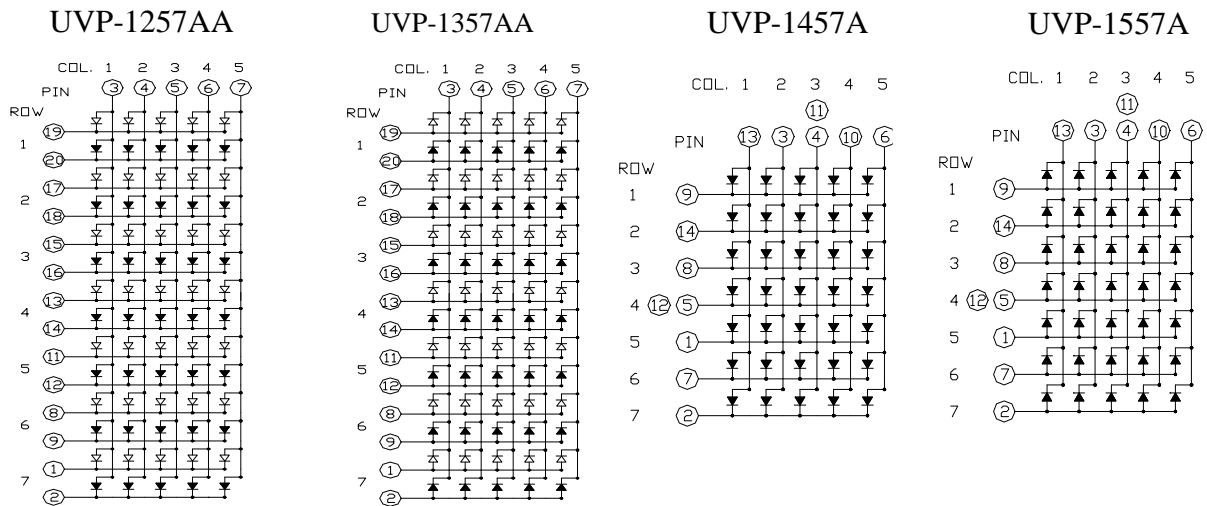


Fig. 2

1.2 inch (30.42mm)

5X7 DOT MATRIX LED DISPLAY

UVP-1X57A SERIES

PIN CONNECTION

PIN	CONNECTION			
	UVP-1257AA	UVP-1357AA	UVP-1457A	UVP-1557A
1	CATHODE ROW 7G	ANODE ROW 7G	CATHODE ROW 5	ANODE ROW 5
2	CATHODE ROW 7R	ANODE ROW 7R	CATHODE ROW 7	ANODE ROW 7
3	ANODE COL. 1	CATHODE COL. 1	ANODE COL. 2	CATHODE COL. 2
4	ANODE COL. 2	CATHODE COL. 2	ANODE COL. 3*1	CATHODE COL. 3*1
5	ANODE COL. 3	CATHODE COL. 3	CATHODE ROW 4*2	ANODE ROW 4*2
6	ANODE COL. 4	CATHODE COL. 4	ANODE COL. 5	CATHODE COL. 5
7	ANODE COL.5	CATHODE COL. 5	CATHODE ROW 6	ANODE ROW 6
8	CATHODE ROW 6G	ANODE ROW 6G	CATHODE ROW 3	ANODE ROW 3
9	CATHODE ROW 6R	ANODE ROW 6R	CATHODE ROW 1	ANODE ROW 1
10	NO CONNECTION	NO CONNECTION	ANODE COL. 4	CATHODE COL. 4
11	CATHODE ROW 5G	ANODE ROW 5G	ANODE COL. 3*1	CATHODE COL. 3*1
12	CATHODE ROW 5R	ANODE ROW 5R	CAHTODE ROW 4*2	ANODE ROW 4*2
13	CATHODE ROW 4G	ANODE ROW 4G	ANODE COL. 1	CATHODE COL. 1
14	CATHODE ROW 4R	ANODE ROW 4R	CATHODE ROW 2	ANODE ROW 2
15	CATHODE ROW 3G	ANODE ROW 3G		
16	CATHODE ROW 3R	ANODE ROW 3R		
17	CATHODE ROW 2G	ANODE ROW 2G		
18	CATHODE ROW 2R	ANODE ROW 2R		
19	CATHODE ROW 1G	ANODE ROW 1G		
20	CATHODE ROW 1R	ANODE ROW 1R		

Notes : 1.Pin 4 & 11 are internally connected

2.Pin 5 & 12 are internally connected

1.2 inch (30.42mm)

5X7 DOT MATRIX LED DISPLAY

UVP-1X57A SERIES

ELECTRICAL/OPTICAL CHARACTERISTICS

AlGaAs RED (UVP-1457AC/1557AC)

@ T_A=25°C

PARAMETER	SYMBOL	MIN.	TYP.	MAX.	UNIT	TEST CONDITION
Average Luminous Intensity	I _V	5400	12000		μcd	I _p = 80 mA 1/16 Duty
Peak Emission Wavelength	λ _p /Hue		660/638		nm	I _F = 20 mA
Spectral Line Half-Width	Δλ		35		nm	I _F = 20 mA
Forward Voltage, any Dot	V _F		1.8	2.4	V	I _F = 20 mA
Reverse Current, any Dot	I _R			100	μA	V _R = 5 V
Luminous Intensity Matching Ratio	I _V -m			2:1		I _F = 10 mA

GREEN (UVP-1457AG/1557AG) & (UVP-1257AA/1357AA GREEN)

@ T_A=25°C

PARAMETER	SYMBOL	MIN.	TYP.	MAX.	UNIT	TEST CONDITION
Average Luminous Intensity	I _V	1780	4000		μcd	I _p = 80 mA 1/16 Duty
Peak Emission Wavelength	λ _p /Hue		565/569		nm	I _F = 20 mA
Spectral Line Half-Width	Δλ		30		nm	I _F = 20 mA
Forward Voltage, any Dot	V _F		2.1	2.6	V	I _F = 20 mA
Reverse Current, any Dot	I _R			100	μA	V _R = 5 V
Luminous Intensity Matching Ratio	I _V -m			2:1		I _F = 10 mA

RED ORANGE (UVP-1457AE/1557AE)&(UVP-1257AA/1357AA RED ORANGE)

@ T_A=25°C

PARAMETER	SYMBOL	MIN.	TYP.	MAX.	UNIT	TEST CONDITION
Average Luminous Intensity	I _V	1780	4000		μcd	I _p = 80 mA 1/16 Duty
Peak Emission Wavelength	λ _p /Hue		630/621		nm	I _F = 20 mA
Spectral Line Half-Width	Δλ		40		nm	I _F = 20 mA
Forward Voltage, any Dot	V _F		2.0	2.6	V	I _F = 20 mA
Reverse Current, any Dot	I _R			100	μA	V _R = 5 V
Luminous Intensity Matching Ratio	I _V -m			2:1		I _F = 10 mA

1.2 inch (30.42mm)

5X7 DOT MATRIX LED DISPLAY

UVP-1X57A SERIES

TYPICAL ELECTRICAL/OPTICAL CHARACTERISTIC CURVES

(Ambient Temperature =25°C Unless Otherwise Noted)

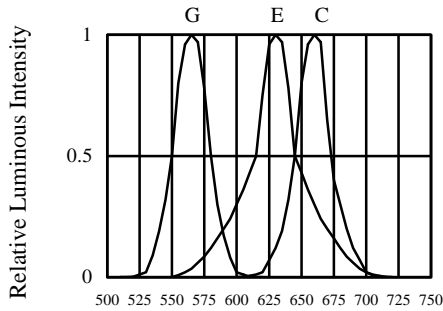


FIG.1 RELATIVE LUMINOUS INTENSITY VS. WAVELENGTH

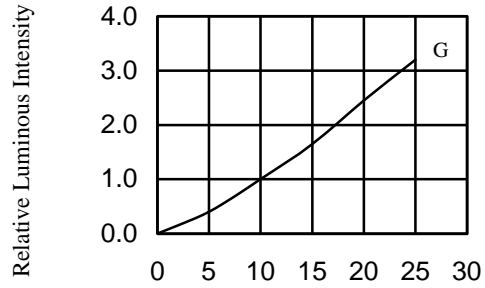


FIG.2 RELATIVE LUMINOUS INTENSITY VS. FORWARD CURRENT

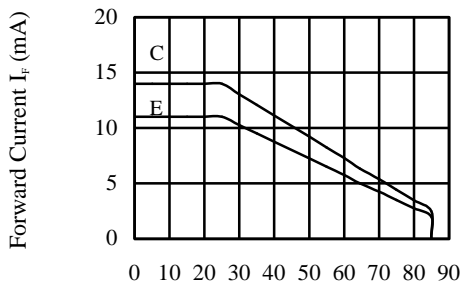


FIG.3 ALLOWABLE DC CURRENT VS. AMBIENT TEMPERATURE

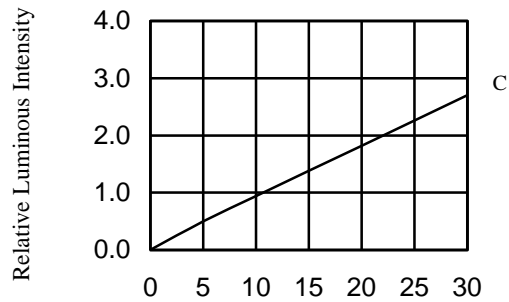


FIG.2 RELATIVE LUMINOUS INTENSITY VS. FORWARD CURRENT

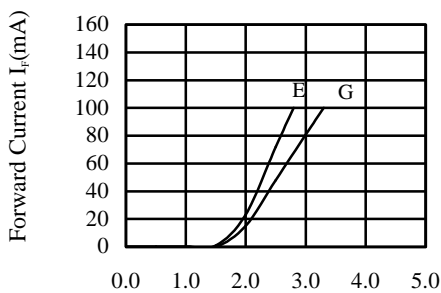


FIG.4 FORWARD CURRENT VS. FORWARD VOLTAGE

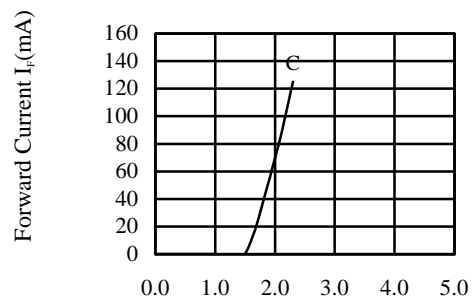


FIG.4 FORWARD CURRENT VS. FORWARD VOLTAGE

UNI

Unity Opto Technology Co., Ltd.